

**Buffet Credenzas**

➤ See page 5.5 to specify.



**Utility/AV Cart**

➤ See page 5.6 to specify.



**Serving Cart**

➤ See page 5.6 to specify.



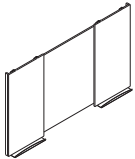
**Hospitality Cart**

➤ See page 5.6 to specify.



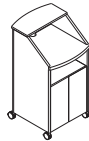
**Telephone Stand**

➤ See page 5.6 to specify.



**Visual Board with Sliding Doors**

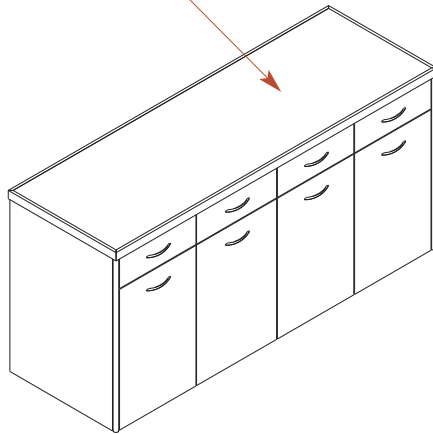
➤ See page 5.7 to specify.



**Floor Lectern**

➤ See page 5.8 to specify.

Tops on credenzas, carts and telephone stand are available in wood or laminate with wood rim.



**Details**

**Buffet credenza's** lower left compartment features a pull-out door with black trash container.

**Utility/AV cart** is a multi-functional unit that serves as a serving cart, projector stand, or mobile TV cart. Lower section is locking. Includes cut-out in back panel for cable management and a side handle. Interior dimensions of open shelf are 34½"W x 22"D x 5½"H.

**Serving cart** features a hinged drop-leaf surface on all four sides, one fixed shelf, and a side handle.

**Hospitality cart** includes side handle and two box drawers with a black silverware organizer. Lower left compartment features a pull-out door with black, 24 quart trash disposal container. Lower right section is locking. Power strip, located on left side of cart, includes three power outlets and a 10' cord. Black grommet for routing cord is located in the back panel.

**Telephone stand** features a hinged drop-leaf surface on both sides that extends 7". There is one adjustable shelf behind locking hinged door.

**Floor lectern** includes an adjustable shelf behind a non-locking hinged door. Presentation surface includes a cut-out for cable management.

**Carts, telephone stand, and floor lectern** are mobile and include four locking, dual-wheel casters.

**All exposed wood surfaces** are available in the following veneers:

- Cherry (plain sliced, slip matched)
- Maple (plain sliced, slip matched)
- Walnut (plain sliced, book matched)
- Sapele (quarter sliced, slip matched) premium veneer; upcharge applies

Veneers are carefully selected and matched to assure proper balance and consistency.

**Wood tops** on credenzas, carts, and stands feature a semi-open pore finish with a satin (50) or gloss (70) sheen.

**Woodgrain laminate top with wood rim** is also available in select finishes on all models, except serving cart.

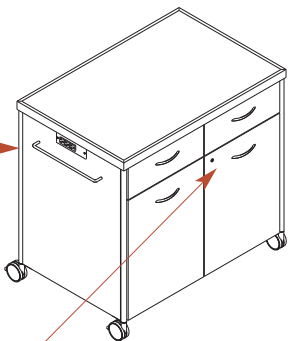
**Drawer suspensions** feature black, precision steel ball bearings to ensure long lasting, quiet, and smooth operation. Box drawers are ¾ extension and have a 75 lb. load rating.

**Metal corner posts** are standard on vertical storage, credenzas, carts, telephone stand, and floor lectern. Available in three paint colors:

- 462 Cinder
- 501 Platinum Metallic
- 503 Satin Nickel

**Locking** is standard on utility/AV cart, hospitality cart, and telephone stand. Locks are available keyed randomly or keyed specific. Specify lock cores separately for key specific option.

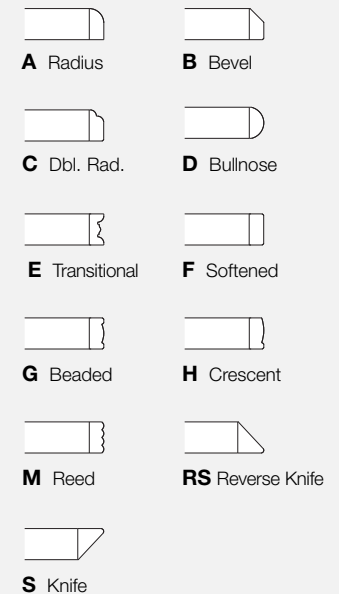
➤ See page 5.4 for lock information.



Statement of Line	➤ See page 5.1
Planning	5.2
Pricing	5.5
Surface Materials	5.9

**Rim Profiles:**

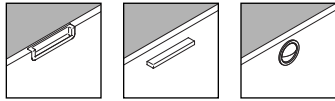
Rims are designed to match rim shapes offered on other Kimball products. All rims are wood.



Knife (S) and reverse knife (RS) rim profiles on vertical storage units, buffet credenzas, utility/AV cart, and hospitality cart appear on the front edge only; sides and back are flat. All other rim profiles appear on all four sides of the top.

Statement of Line	➤ See page 5.1
Planning	5.2
Pricing	5.5
Surface Materials	5.9

**Definition® Series Pulls:**



**92 Cove**  
**93 Aero**  
**96 Luna**  
(+\$29/unit)

**Finishes:**

*Plated—*  
**487** Brushed Nickel  
**490** Polished Chrome

*Paint—*  
**462** Cinder  
**501** Platinum Metallic  
**514** Carbon Metallic

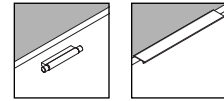
**Boring Patterns:**

Cove n/a  
Aero 128 mm  
Luna n/a

**Pull Size:**

	Width	Height	Projection
Cove	5½"	1⅛"	1/16"
Aero	5½"	⅜"	¾"
Luna	17/8"	⅜"	¾"

*Note: Cove and Luna pulls are recessed into the drawer front.*



**95 Deco**  
**97 Linear**

**Finishes:**

*Plated—*  
**487** Brushed Nickel  
**490** Polished Chrome

*Anodized—*  
**486** Clear Anodized Aluminum  
(available on Linear pull only)

**Boring Patterns:**

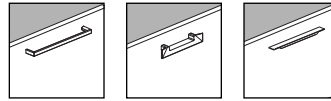
Deco 76 mm  
Linear n/a

**Pull Size:**

	Width	Height	Projection
Deco	47/8"	5/8"	1"
Linear	101/8"	1/4"	5/8"

*Note: Linear pull wraps the drawer face and attaches on the backside of the drawer.*

**Priority™ Series Pulls:**



**89 Studio**  
**91 Niche**  
**90 Trinity**  
(+\$29/unit)

**Finishes:**

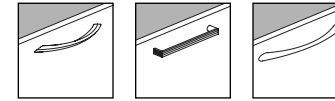
*Paint—*  
**405** Designer White  
**462** Cinder  
**501** Platinum Metallic  
**514** Carbon Metallic

**Boring Patterns:**

Studio 192 mm  
Niche 96 mm  
Trinity 160 mm

**Pull Size:**

	Width	Height	Projection
Studio	77/8"	3/8"	11/8"
Niche	53/8"	7/8"	7/8"
Trinity	91/4"	3/8"	7/8"



**61 Helix**  
**63 Link**  
**64 Wisp**

**Finishes:**

*Paint—*  
**405** Designer White  
**462** Cinder  
**501** Platinum Metallic  
**514** Carbon Metallic

**SF** Silver Frost Metallic

**Boring Patterns:**

Helix 160 mm  
Link 160 mm  
Wisp 190 mm

**Pull Size:**

	Width	Height	Projection
Helix	75/8"	1/2"	11/4"
Link	65/8"	11/8"	1"
Wisp	97/8"	5/8"	11/8"

**How to Specify**

**Specify pull option and finish together** in one step. If pull finish designator is a number, insert an underscore between the pull designator and the finish designator. For finish designators that are letters, put the pull and finish together without a space or underscore.

Examples:

**93\_487** = Aero pull, brushed nickel  
**61SF** = Helix pull, silver frost metallic

**Locking units** can be specified as:

- Key random with a black lock core with black hinged key (KRB); or
- Key specific (KS)

**Black lock cores** with black hinged keys are identical to the ones used with other casegoods and systems products.

**Key Random Option:**

When key random option is selected, key numbers will be assigned arbitrarily at the factory with key numbers ranging from KCCB001 to KCCB300.

Randomly numbered lock core(s) will ship standard along with your order for field installation.



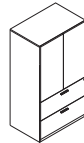
KCC\*001



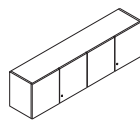
KCC\*002



KCC\*001



KCC\*001



KCC\*003

With random keying, different furniture units may or may not have the same key number. If you must have all locks keyed differently or all locks keyed the same, choose the key specific option.

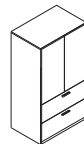
**Key Specific Option:**

When key specific option is selected, the storage unit will be pre-drilled to accept a lock core; however, no lock cores will be shipped standard with the unit. If lock cores are standard on the unit, the price of the unit is reduced by the price of the lock core or cores.

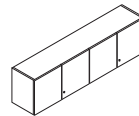
You must specify lock core(s) separately for key specific option; specify any key number from KCCB001 to KCCB300.



KCC\*005



KCC\*005



KCC\*005

To key all the furniture units in a workstation or department alike, choose the key specific option and order the quantity of locks needed for your installation.

**Standard key** that ships with the lock core can be used for the initial installation of the lock core in the field.

**Change key model KCCB1CK**

allows removal of lock cores for key numbers ranging from KCCB001 to KCCB300.

**IMPORTANT:** A change key, specified separately, is required to remove lock cores in the field.

**Master key model KC2GMK** will unlock any lock with key numbers ranging from KCCB001 to KCCB300.

Statement of Line	➤ See page 5.1
Planning	5.2
Pricing	5.5
Surface Materials	5.9

*Model/Key Range* *Price*



**Black Lock Core with Black Hinged Key**

KCCB001 to KCCB300 \$25

**Change Key**

KCCB1CK \$9

**Master Key**

KC2GMK \$15

**How to Specify**

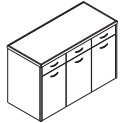
- 1 Specify exact key number for lock cores as the model number or model number for change or master key

## Buffet Credenzas

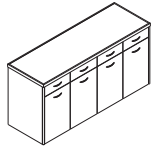
Pricing

GSA SIN 711-9

Statement of Line	➤ See page 5.1
Planning	5.2
Pricing	5.5
Surface Materials	5.9



<i>D</i>	<i>W</i>	<i>H</i>	<i>Model</i>	<i>Price</i>
<b>Three Box Drawers with One Pull-Out and Two Hinged-Door Compartments</b>				
24½"	54½"	35½"	<b>CR2454CB</b>	\$4800



<b>Four Box Drawers with One Pull-Out and Three Hinged-Door Compartments</b>				
24½"	73"	35½"	<b>CR2472CB</b>	\$5810

### Standard Includes

- Non-locking doors and drawers
- Pull-out trash container (24 quart capacity) in lower left compartment
- Silverware organizer for use in any box drawer
- One adjustable shelf in each hinged-door compartment.

### How to Specify

- 1 Model
- 2 Material:  
**W** = Wood  
**LW** = Laminate with wood rim
- 3 Finish option (omit for laminate):  
**N** = Satin  
**R** = Gloss
- 4 Rim profile:  
➤ See page 5.2 for designators.
- 5 Pull number and designator:  
➤ See page 5.3 for designators.
- 6 Finish price group:  
**STD** = 1  
**STD2** = 2 (+20%)
- 7 Finish designator
- 8 Rim finish price group (omit for wood top):  
**STD** = 1  
**STD2** = 2 (+20%)
- 9 Rim finish designator (omit for wood top)
- 10 Metal corner post finish designator  
**462** = Cinder  
**501** = Platinum Metallic  
**503** = Satin Nickel

Knife (S) and reverse knife (RS) rim profiles appear on the front edge only; sides and back are flat. All other rim profiles appear on all four sides of top.

## Carts and Telephone Stands

Pricing

GSA SIN 711-9

Statement of Line	➤ See page 5.1
Planning	5.2
Pricing	5.5
Surface Materials	5.9



D	W	H	Number of Locks	Number of Shelves	Model	Price
<b>Utility/AV Cart</b>						
24 $\frac{1}{4}$ "	36 $\frac{7}{8}$ "	35"	2	2 adjustable (1 per compartment)	<b>CR2436MUC</b>	\$3308
<b>Serving Cart</b>						
28"	46 $\frac{3}{4}$ "	31 $\frac{1}{4}$ "	0	1 fixed	<b>CR1938MSC</b>	\$2592
19 $\frac{1}{4}$ "	38"	36" (with leaves folded up)				
<b>Hospitality Cart</b>						
24 $\frac{1}{4}$ "	36 $\frac{7}{8}$ "	35"	1	1 adjustable	<b>CR2436MHC</b>	\$3706
<b>Telephone Stand</b>						
18 $\frac{3}{8}$ "	18 $\frac{3}{8}$ "	27 $\frac{3}{4}$ "	1	1 adjustable	<b>CR1717PMT</b>	\$1657

Knife (S) and reverse knife (RS) rim profiles appear on the front edge only on utility/AV and hospitality carts; sides and back are flat. All other rim profiles appear on all four sides of top.

Serving cart and telephone stand are standard with a flat edge profile.

### Standard Includes

- Four locking, dual-wheel casters
- Side handle on carts
- Lock(s), if applicable
- Shelves

### How to Specify

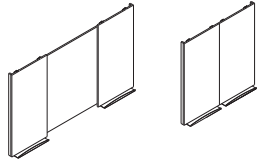
- 1 Model
- 2 Material:  
**W** = Wood  
**LW** = Laminate with wood rim (not available on serving cart)
- 3 Finish option: (omit for laminate):  
**N** = Satin  
**R** = Gloss
- 4 Rim profile (omit for serving cart and telephone stand):  
 ➤ See page 5.2 for designators.
- 5 Pull number and finish designator (omit for serving cart):  
 ➤ See page 5.3 for designators.
- 6 Lock option (omit for serving cart):  
**KRB** = Key random  
**KSB** = Key specific (-\$25 per lock); specify lock core(s) separately
- 7 Finish price group:  
**STD** = 1  
**STD2** = 2 (+20%)
- 8 Finish designator
- 9 Rim finish price group (omit for wood top):  
**STD** = 1  
**STD2** = 2 (+20%)
- 10 Rim finish designator (omit for wood top)
- 11 Metal corner post, side handle (if applicable), and caster finish designator:  
**462** = Cinder  
**501** = Platinum metallic  
**503** = Satin Nickel metallic

## Visual Boards

Pricing

GSA SIN 711-9

Statement of Line	➤ See page 5.1
Planning	5.2
Pricing	5.5
Surface Materials	5.9



<i>D</i>	<i>W</i>	<i>H</i>	<i>Model</i>	<i>Price</i>
<b>Visual Board with Sliding Wood Doors</b>				
23/8"	50"	50"	<b>CR5050VBW</b>	\$3304
	98" (when doors are fully open)			

### Standard Includes

- White HPL writing surface
- Door handles; metal
- Marker tray; metal

### How to Specify

- 1 Model
- 2 Finish price group:  
**STD** = Group 1  
**STD2** = Group 2 (+20%)
- 3 Finish designator
- 4 Metal finish designator:  
**462** = Cinder  
**501** = Platinum metallic  
**503** = Satin Nickel metallic

For use in wall mount applications and with dry-erase markers only.

Expo or Expo2 dry erase markers are recommended for use on marker boards. Low-odor dry erase markers are not recommended, as they may leave undesirable results when erased.

Lecterns

Pricing

GSA SIN 711-9

Statement of Line	➤ See page 5.1
Planning	5.2
Pricing	5.4
Surface Materials	5.9



<i>D</i>	<i>W</i>	<i>H</i>	<i>Model</i>	<i>Price</i>
<b>Floor Lectern</b>				
26¼"	24½"	48"	<b>CR2448LCW</b>	\$3549

**Standard Includes**

- Adjustable shelf behind hinged door in lower compartment
- Presentation surface with cut-out for cable management
- Four locking dual-wheel casters
- Wood top and chassis with metal corner posts
- Non-locking lower compartment

**How to Specify**

- ① Model
- ② Finish price group:  
**STD** = Group 1  
**STD2** = Group 2 (+20%)
- ③ Finish designator
- ④ Metal support/corner posts finish designator:  
**462** = Cinder  
**501** = Platinum metallic  
**503** = Satin Nickel metallic



Statement of Line	➤ See page 5.1
Planning	5.2
Pricing	5.4
Surface Materials	5.9

- See the *Kimball Surface Materials Reference Guide* at [www.kimball.com](http://www.kimball.com) for a complete overview of the Kimball materials program, including:
- Characteristics of wood
  - Special wood finishes
  - Customer-specified laminate (CSL)
  - Customer-specified paint (CSP)
  - Fabric application and colorways
  - Customer's own material (COM) overview
  - Alliance program
  - TB133 process

**Wood**

*Applies to:*

- Buffet credenzas
- Carts
- Telephone stands
- Visual boards
- Lecterns

**Price Group 1**

- MC Amber Cherry
- CC Cordoba Cherry
- MH Mocha Cherry
- SC Sedona Cherry

- IM Brighton Maple
- TM Huntington Maple

- ES Espresso Walnut
- MW Midtown Walnut
- TW Tribeca Walnut
- UW Urban Walnut

**Price Group 2**

- CS Coco Sapele
- SS Sienna Sapele

Statement of Line	➤See page 5.1
Planning	5.2
Pricing	5.4
Surface Materials	5.9

➤See the *Kimball Surface Materials Reference Guide* at [www.kimball.com](http://www.kimball.com) for a complete overview of the Kimball materials program, including:

- Characteristics of wood
- Special wood finishes
- Customer-specified laminate (CSL)
- Customer-specified paint (CSP)
- Fabric application and colorways
- Customer's own material (COM) overview
- Alliance program
- TB133 process

Customer-specified laminate (CSL) is available for HPL surfaces.

➤See the *Surface Materials Reference Guide* at [www.kimball.com](http://www.kimball.com).

**HPL**

*Applies to:*

- Tops

**Woodgrain**

MC	Amber Cherry
CC	Cordoba Cherry
MH	Mocha Cherry
SC	Sedona Cherry
IM	Brighton Maple
TM	Huntington Maple
MW	Midtown Walnut
TW	Tribeca Walnut
UW	Urban Walnut
CZ	Clear Zebrawood

**Solid**

480	Antique White
403	Chamois
462	Cinder
440	Cloud
405	Designer White
450	Fog
488	Frosty White
461	Graphite
416	Putty
420	Sandstone
425	Shadow
460	Storm
419	Wallaby

**Pattern**

874	Bronze Legacy
842	Canyon Zephyr
823	Carbon Evolv
841	Desert Zephyr
862	Grey Glace
844	Loden Zephyr
843	Misted Zephyr
846	Morro Zephyr
812	Mushroom Tigris
808	Nickel Evolv
807	Silcon Evolv
873	Tawny Legacy
805	Titanium Evolv
809	Tungsten Evolv
802	White Nebula
814	White Tigris