



Kimball®

XSEDE®  
Height Adjust



## PROMOTING WELLNESS IN THE WORKPLACE

Today, workplaces are doing more to support employee wellness, so people can feel their best and achieve their most. An active style of work, one where individuals can seamlessly shift between sitting and standing, is an important part of this objective. With height-adjustable desks, people are freed from a static position and enter a new dimension of health-positive performance. Designed for organizations of all shapes and sizes, Xsede Height Adjust tables and benches support wellness initiatives—with dynamic functionality and a range of materials and styles.

*Also shown*  
Task Seating: **Wish** / Storage: **Priority**





# TEAM MENTALITY

Benching can save space and bring teams closer, but often restricts fluid movement. Xside Height Adjust brings new life to the ordinary bench, allowing segmented pieces to raise and lower—individually and at will.

Also shown  
Task Seating: **Joya** / Storage: **Priority** / Side Seating: **Lusso** / Ottoman: **Dwell**





## POWER FOR ANY POSITION

With a power/data beam stretching from end to end, Xside Height Adjust keeps phones, computers, and other devices powered throughout the day. Cords are kept neatly organized and out of plain sight, maintaining a clean aesthetic in the open plan.

Also shown  
Task Seating: **Joya** / Storage: **Footprint**





## UP (OR DOWN) FOR ANYTHING

In private offices, Xsede Height Adjust takes daily work to different levels. With the touch of a button, a freestanding table can rise or lower, supporting fluid, natural movement throughout the day.

Also shown  
Side Seating: **Nash** / Task Seating: **Alumma** / Storage: **Priority & Stow**





## STANDALONE, SET APART

As a standalone option, Xside Height Adjust excels—especially when positioned against panels for privacy and worker autonomy. Designed for a variety of personal applications, Xside Height Adjust supports people no matter their preferences or style of work.

Also shown  
Task Chair: **Wish** / Panel System: **Narrate** / Storage: **Footprint**



THOUGHT STARTERS

**Team Tripods** (pictured above and below) Gives collaborative members a place to face each other while having privacy and full control of their work surface.



**Tech Bench**  
Split with a multiple screens and armed for user technology, this configuration shines in open plan settings.



**Privacy Options**  
Create a close-knit community with screens that simultaneously create privacy and user functionality.




**Collaborative Hub**  
Provides the freedom to focus on heads-down projects or to step away and collaborate with co-workers.



THOUGHT STARTERS

**Power Cluster** (pictured above and below) Connect teams and empower them with the power/data beam that runs discretely under the table.



**Storage and Space**

A practical configuration that splits work areas with useful storage.



**Split Community**

Dynamic tables bookended by styled end panels provide ample space for storage and impromptu meetings.



**Work and Retreat**

Idea for sitting, standing, or retreating to lounge.





# STATEMENT OF LINE & DETAILS

Please reference the Xsede Height Adjust price list for full statement of line.




Freestanding Desk



Freestanding Desk with Modesty and Casters



Freestanding 120° Curved Corner



Cable Carrier on Bench



Ganging Connector



Metal Cable Basket



Freestanding L



Freestanding Desk with Privacy Screen



Dual Freestanding Desks with Privacy Screens



Side Privacy Screen



29" Privacy Screen



Center-Mount Fixed Screen



Power/Data Beam



Freestanding Desks with Power/Data Beam



Bench 1



Cable Carrier on Freestanding Table



Snap on Vertical Cable Manager with Cable Carrier



Perks® Monitor Arm



Bench 2 / Power Data Center



Bench 3 / 8-Wire Power System  
Shown with Center-Mount Fixed Screen



Bench 4 / Single-Circuit Power System  
Shown with Privacy Screen



Standard Up/Down Control



Programmable Control















Mho® Retractable Power Center



# MATERIALS

Please reference the price list for complete offering of material options.

## WOODGRAIN: VENEER, TFL & HPL, PVC RIM

					
Monterey Oak	Brighton Maple	Huntington Maple	Clear Zebrawood	Tuscan Walnut	Cordoba Cherry
					
Sedona Cherry	Sienna Sapele Available in Veneer only.	Amber Cherry	Midtown Walnut	Coco Sapele Available in Veneer only.	Tribeca Walnut
					
Canyon Oak	Mocha Cherry	Urban Walnut	Espresso Walnut Available in Veneer only.		

## SOLID: TFL & HPL, PVC RIM







				
Designer White	Frosty White	Antique White	Wallaby	Putty Available in HPL only.
				
Cloud	Fog	Chamois	Sandstone	Shadow
				
Storm	Graphite	Cinder	Dark Chocolate Available in PVC rim only.	

## SOLID: PAINT



Available on screen frames and power/data beam. Bases offered in paint—Platinum Metallic only.

					
Designer White	Frosty White	Antique White	Wallaby	Putty	Cloud
					
Fog	Chamois	Sandstone	Featherstone	Smoke	Tantalum
					
Barley	Shadow	Cement	Storm	Moon Beam	Environmental Grey
					
Graphite	Dark Chocolate	Cinder			

## SOLID: METALLIC PAINT

					
Silver Pearl	Platinum Metallic	Satin Bronze Metallic	Patina Metallic	Taupe Metallic	Carbon Metallic

## RIM PROFILES

	
Softened PVC	Softened Wood





# XSEDE<sup>®</sup>

Height Adjust

Kimball<sup>®</sup>

800.482.1818  
kimball.com

1600 Royal Street  
Jasper, Indiana 47549

A unit of Kimball International  
©2017 Kimball International, Inc.  
Form No. BRXSHA ver. 17d