



Kimball®

FOOTPRINT™

# FOOTPRINT™

Footprint provides greater flexibility to create more applications, serve more functions and meet more price points. Because of its ease of integration with the broad suite of Kimball products, Footprint has an extensive and coordinated offering of details, materials and finishes that ensure aesthetic cohesiveness.

With an extensive portfolio of worksurfaces, support elements, storage components and mobile units, Footprint is a universal solution that adds character and design intent to any space. In addition, Footprint components can be configured and reconfigured to meet a wide range of space, application, task and aesthetic goals.

Footprint can seamlessly coexist with other Kimball products bringing to life a complete solution that is within any project timeline and budget. With a solid foundation and integrated functionality, Footprint can adapt to any environment or workspace requirement. Choose from an assortment of options that encompass a wide variety of standard

materials, or if you chose, create something more unique. Whatever the intent, Footprint can answer the call. Its reliable reputation starts with the basics and it's easy to customize to create the right solution to help you meet your needs— regardless of criteria.



Also shown  
Task & Side Seating: Joya



EXPRESSIVE  
+  
FLEXIBLE



## START WITH THE BASICS

A well-built design strategy calls for a solid foundation. Footprint provides the basic, fundamental elements from which to build. Simply assemble different components from worksurfaces to storage and support elements to form a variety of configurations based on your needs. Footprint keeps solutions simple—from the start.

*Also shown*  
Panel: **Narrate** / Task Seating: **Wish** / Ottoman: **Joelle**



## MIX AND MINGLE

With numerous options and integrated compatibility, Footprint is inherently versatile. An extensive offering of coordinated details, materials, and finishes allows Footprint to deliver greater flexibility and aesthetic cohesiveness to every solution. No matter what the space requirements are, Footprint can easily adapt.

*Also shown*  
Panel: **Cetra** / Task Seating: **Wish** / Side Seating: **Lusso** / Table: **KORE**



## SIMPLY PUT...

Footprint's extensive portfolio complements any setting. With the ability to effectively integrate product, Footprint can adapt to any environment or workspace requirement. Integrated functionality makes it easy to customize and create the right solution for the right design strategy.

*Also shown*  
Work Tools: **Perks**

OPTIONS & DETAILS

Reference the price list for a complete offering of material options.

WOODGRAIN: VENEER, TFL & HPL LAMINATE, PVC RIM



Monterey  
*Also available in 3D laminate.*



Brighton Maple



Huntington Maple



Clear Zebrawood



Tuscan  
*Also available in 3D laminate.*



Cordoba Cherry



Sedona Cherry



Sienna Sapele  
*Available in Veneer only.*



Amber Cherry



Midtown Walnut



Coco Sapele  
*Available in Veneer only.*




Tribeca Walnut



Driftwood  
*Also available in 3D laminate.*



Canyon  
*Also available in 3D laminate.*



Mocha Cherry  
*Also available in 3D laminate.*



Urban Walnut



Espresso Walnut  
*Available in Veneer only.*

SOLID: TFL & HPL, PVC RIM



Designer White  
*Also available in 3D laminate.*



Frosty White



Antique White  
*Also available in 3D laminate.*



Wallaby



Putty  
*Available in HPL only.*



Cloud  
*Also available in 3D laminate.*



Fog  
*Also available in 3D laminate.*



Chamois



Sandstone  
*Also available in 3D laminate.*



Shadow



Storm



Graphite




Cinder  
*Also available in 3D laminate.*




Dark Chocolate  
*Available in PVC only.*


RIM PROFILES




Reed




Transitional




Scalloped




Waterfall




Self Edge



Sloped




Softened PVC




Softened Wood


PULLS




Aero




Arc




Deco




Dome




Helix




Linear




Link




Niche




Span



Studio




Trinity

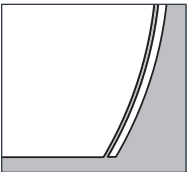


Whisp


OVERHEAD PROFILES



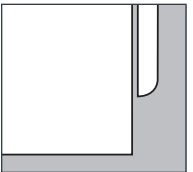
Bevel



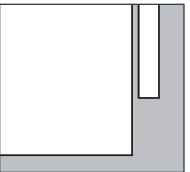
Curved



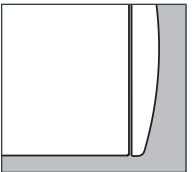
Flat



Radius\*



Square\*



Lunar

\*19"H models shown.



# FOOTPRINT™

Kimball®

800.482.1818  
kimball.com

1600 Royal Street  
Jasper, Indiana 47549

A unit of Kimball International  
©2018 Kimball International, Inc.  
Form No. BRSYFP ver. 18a