





DESIGNED TO DEFINE

Stow defines and maximizes space in a way other storage solutions can't. Find the style that suits you best with a choice of open, veneer, or painted doors. Then create unique configurations with wall-mounted options, each available in a variety of sizes and materials.



Stow thrives in open environments by defining spaces and providing ample space for storage. A seemingly endless range of sizes and configurations make it simple to create practical and coordinated floor plans, while its finished back and hidden hardware give you infinite placement options.



WALL-TO-WALL PRODUCTIVITY

Stow enhances collaborative settings by turning walls into useable, productive spaces. Choose the panel that fits your work—wood, laminate, tackboard, magnetic glass, or markerboard—or incorporate multiple panels in a single setting.



Stow is everything storage should be—clean, refined, and accessible. Accommodate technology with the wall panel, hide away supplies in the credenza, or display accessories on the glass shelving. Stow does it all—and looks good doing it.



WORKS WELL WITH OTHERS

Pair Stow with additional Kimball Office furniture for a look that spans the entire office landscape—from conference rooms, to private offices, common areas, lounges, and more.

STOW™

On the wall, on the floor, or near a desk, Stow helps you maximize space in a remarkably attractive way. A range of shapes, styles, and sizes ensures you'll find the right configuration for any room—whether you're storing supplies, mounting technology or, displaying personal belongings.

STATEMENT OF LINE



Floor Storage
with Leg

Height 18, 24"
Width 30–48"



Floor Storage
with Platform Base

Height 18, 24"
Width 30–48"



Buffet / Media
Credenza

Height 29, 36"
Width 48–90"



Serving Cart

Height 41"
Width 36"



Lectern

Height 47"
Width 27"



Wall Storage

Height 10"
Width 30–96"



Wall Panel

Height 48"
Width 36–96"



Wall Panel
with Shelves

Height 48"
Width 36–96"

Please see price list for a complete offering of sizes, materials, and configurations.


FEATURES & OPTIONS

- Finished back is standard for Floor Storage and Credenza
- Touch latch is standard on Buffet / Media Credenza doors
- Wall Panel can be configured in a variety of combinations with or without shelves
- Wall Panel available in wood, laminate, tackboard, magnetic glass, or markerboard
- Wall Panel shelves available in wood or glass
- Floor and Wall Storage available with open shelving or sliding doors
- Felt Pad for Floor Storage available in eight colors
- Optional back ventilation on Buffet / Media Credenza provides air flow for technology


DETAILS




Sliding Door



Felt Pad




Glass Shelf



Wood Shelf



Magnetic Glass Panel



Buffet / Media Credenza
Ventilation Grommet



Serving Cart Handle



Metal Leg



Platform Base