



Kimball®Office

ITSA™



BEAUTY, COMFORT, SUPPORT

A great chair is a familiar thing of beauty, a reliable comfort, a steadfast support. Its clean lines, ergonomic design, sustainable materials, and finish options make its welcome throughout the organization.

Also shown
Benching & Magnetic Markerboard: **KORE** / Lounge Seating: **Pairings**

ITSA™

Itsa is an essential task chair that is exceptionally suited to fit everyone. It is designed to address optimal seated support and the basics of everyday task seating, meeting vital needs while delivering simplicity and value.

STATEMENT OF LINE

Itsa 1.0




Armless Task

Task with Arms

Armless Stool

Stool with Arms

Itsa 2.0



Armless Task

Task with Arms

Armless Stool

Stool with Arms

FEATURES & OPTIONS

- Backrest is made of breathable dual-sided mesh for extra back support
- Molded seat cushions with a waterfall front edge provide comfort and support
- Arms are height adjustable within a 2½" range by the push of a button
- 5-star base is constructed of rigid, glass-filled nylon
- Knee-tilt control provides minimal rise of the front seat edge when reclining
- Pneumatic seat-height adjustment allows the user to adjust seat height from 18"-22½" for 1.0 and from 16"-20½" for 2.0
- Itsa 1.0 task chair is available with a 300 base that seats individuals weighing up to 300 lbs
- Warranted for 3 shifts, 7 days a week, 24 hours a day

MESH



Cobalt

Jet

Lime

Mandarin

Slate


Tango

Tawny


DETAILS




Itsa 1.0 Arm and Seat



Itsa 2.0 Arm and Seat



Synchro-tilt Control



Knee-tilt